


Contemporary
Lighting™

PRODUCT NAME: Zing 7-Light RapidJack Pendant and Canopy
ITEM NUMBER: E22566-81PC

Please consult your electrician for hanging fixture and wiring.




WARNING:

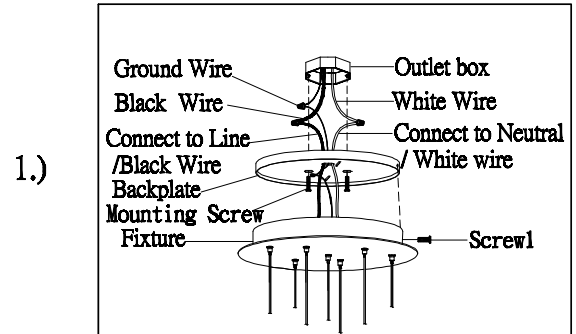
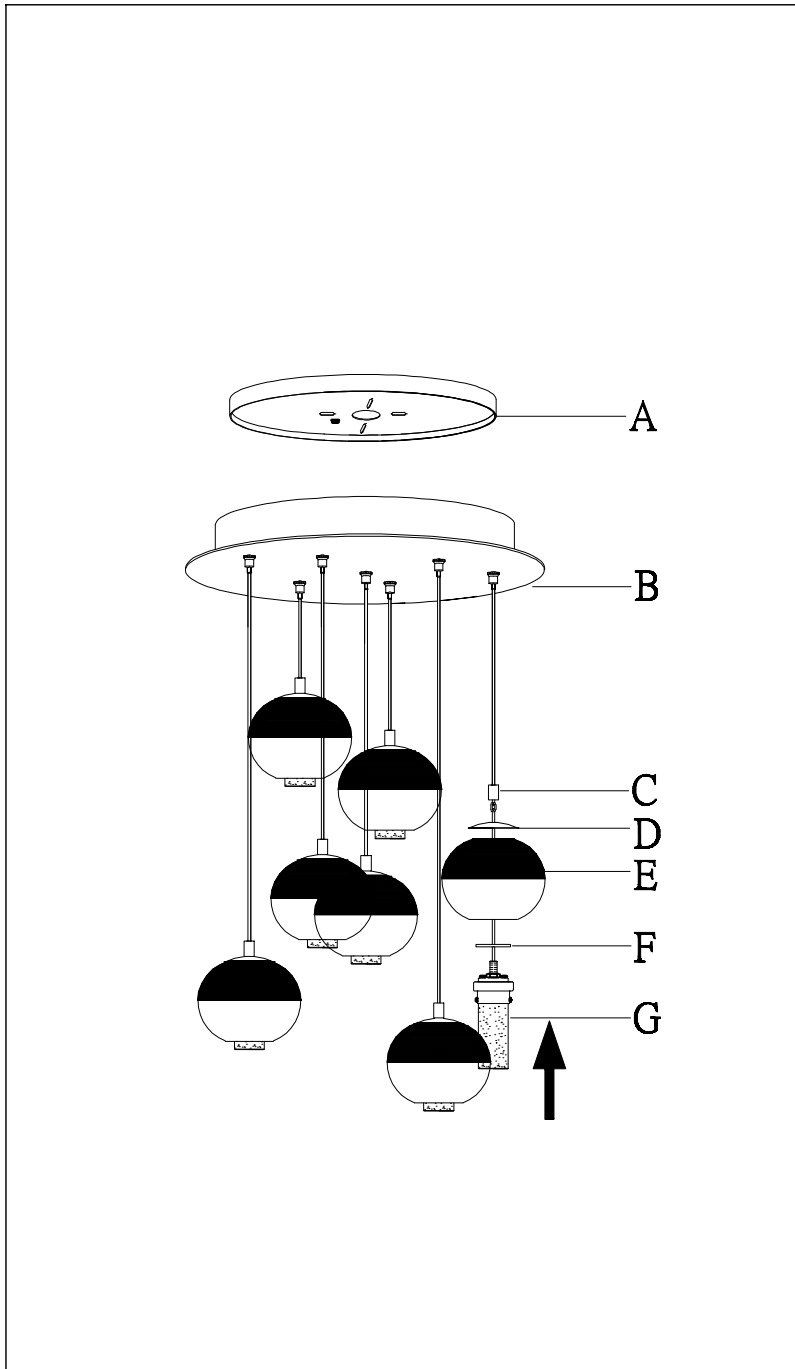
Bulb(included):7-2.8W LEDs

PRODUCTS ARE NOT INTENDED

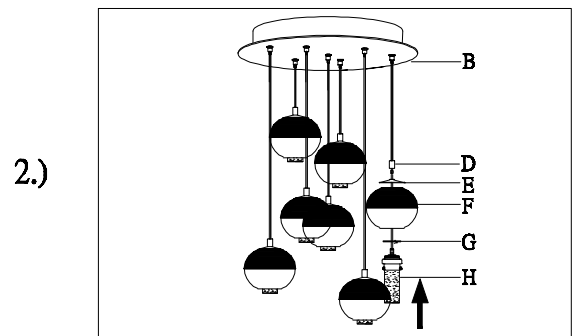
IMPORTANT: Turn off the power at the main fuse or circuit breaker box before starting installation



Locate all hardware & components before discarding packaging



Step 1: Remove backplate from fixture and install to electrical box. Wire fixture to wires in outlet box. Copper wire is for Ground.



Step 2:

A. Slide Rubber Gasket (G) down the wire to sit on the Bubble Glass Rod Assembly (H).

B. Slide Glass (F) down the wire until it sits on the Rubber Gasket of the Bubble Glass Rod Assembly (H).

C. Set Metal Cap (E) on the Glass (F), Secure with Metal knob (D).

Cleaning & Care:

Clean with soft cloth and a mild detergent. Do not use abrasive cleaner.