




# Contemporary Lighting

PRODUCT NAME: PARASOL  
ITEM NUMBER: E24493-20PC

Please consult your electrician for hanging fixture and wiring.



The fixture is designed to dim with a standard Triac forward phase dimmer. Dimming levels will vary by dimmer.


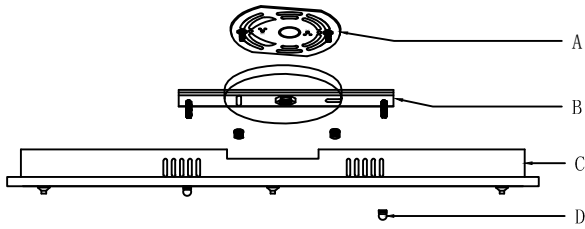
Below is a list of recommended dimmers:

- Lutron MACL-153M
- Lutron DVL-153P
- Lutron SCL-153P
- Leviton IPL06-10Z
- Leviton 6674-POW

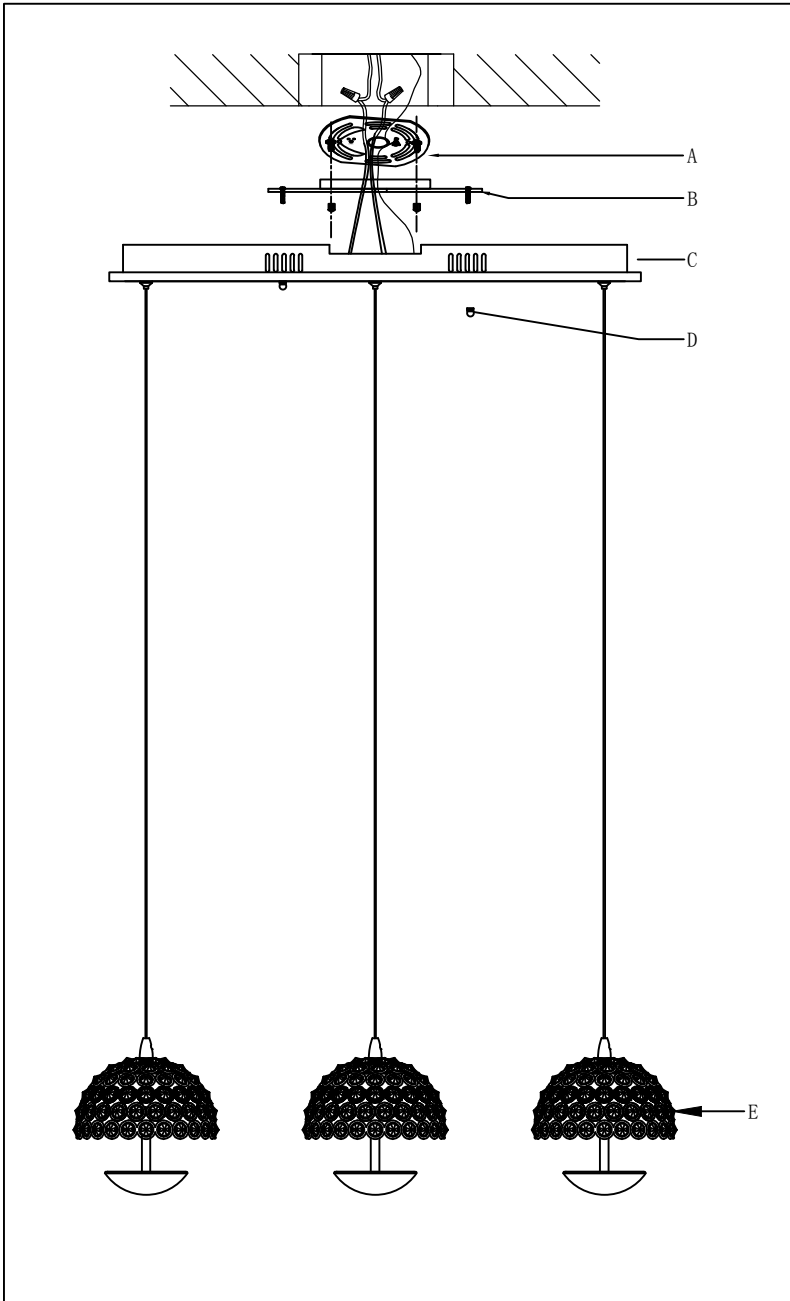
Due to inrush current wattage should not exceed 150 watts of product for a 600 watt dimmer.

**WARNING:** Wires need to be connected to driver found in canopy and should not connect directly to power source or a short might occur.

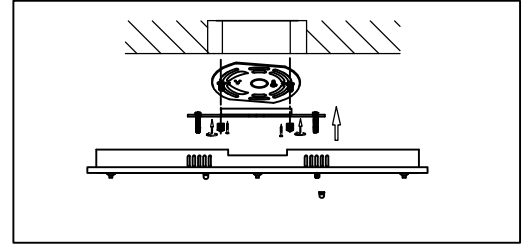
**IMPORTANT:** Turn off the power at the main fuse or circuit breaker box before starting installation



Locate all hardware & components before discarding packaging

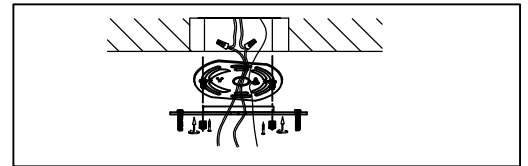


1.)



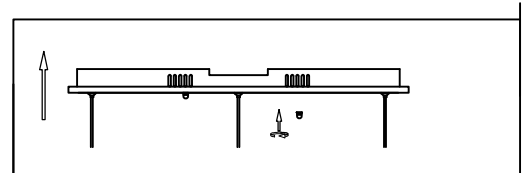
**Step.1:** Remove mounting bracket (A) from fixture and install to electrical box.

2.)



**Step.2:** Wire fixture to wires in outlet box.  
Copper wire is for Ground.

3.)



**Step.3:** Adjust wire length to desired mounting height, and tighten strain relief screws to secure. Install fixture to bracket and tighten screws at the ends of the canopy to secure.

Clean with soft cloth and a mild detergent.  
Do not use abrasive cleaner.