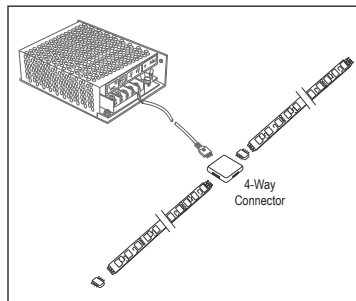


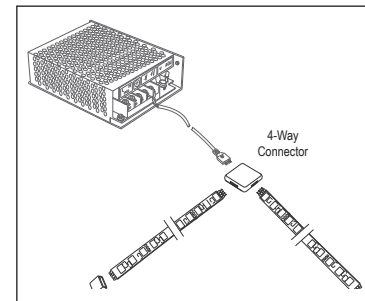


1. Layout your installation prior to removing adhesive tape backing. Tape is available in 16' lengths and may be cut every 2" as marked on tape. If tape is cut power connector (E53260) may be used to supply power to cut section. To make a corner between 2 cut sections of tape use flexible connector (E53259). To connect 2 cut sections of tape together use tape splicer (E53261).
2. Locate driver in the center of the installation if possible. Use 4 way connector (E53263) to power run from corner or middle (See Diagram). Connecting cords are available in 3', 7", 13" and 73" lengths if driver needs to remote from tape. Do not exceed distance of 24' from driver to tape installation. If connecting cords are in a difficult to reach area it is recommended to use heat shrink tubes (E53256) over cord connections to make sure cords do not disconnect.
3. Do not exceed maximum runs listed on reverse. Connecting cords may be used between sections of tape when necessary. The length of the connecting cord does not affect maximum run. Maximum run distances listed are the length of tape only. Do not exceed distance of 12' between 2 sections of tape.
4. There is a polarity to this tape system. The positive side of the tape is marked with a + mark. The + side of the tape must be maintained throughout the installation. It is recommended to layout entire installation and power up prior to removing adhesive tape to make sure polarity is correct. There are male to male connectors (E53262) available to help maintain polarity.
5. Make sure surface tape is adhering to is free of dust and dirt. If surface is irregular you can 3" metal channel (E53274) for a secure installation. Wire clips (E53255) can be used to secure power and connecting cords.
6. All end terminations must be capped. Silicone end cap (E53269) will terminate either cut or connector ends. Male end cap (E53264) will terminate female connector ends.
7. Connector pins are made of brass and care needs to be taken not to bend pins during installation.

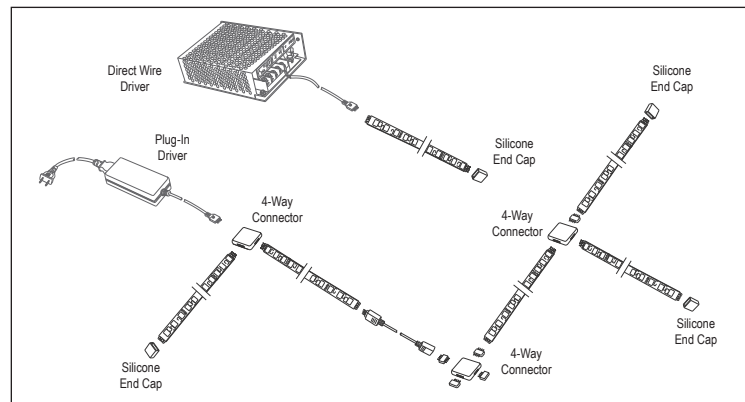
Power Run from Middle



Power Run from Corner



Sample Layout





MAXIMUM RUN CHART

| Series | Using Driver/Controller | Maximum Run | Maximum Run Using 4-Way Connector (E53263) |
|--------|--|-------------|--|
| Basic | E53275 60w Class II Plug-In Driver | 16.5 Feet | - |
| | E53305 60w Class II Direct Wire Driver | 16.5 Feet | - |
| | E53276 75w Direct Wire Driver | 16.5 Feet | 33 Feet |
| | E53306 96w Class II Direct Wire Driver | 16.5 Feet | 33 Feet |
| | E53282 Dimming Controller | 16.5 Feet | 20 Feet |

5 YEAR LIMITED WARRANTY

StarStrand™ LED Tape Lighting System components will be warranted for normal use for 5 years while the original purchaser owns it. Normal use means residential non-commercial use for no more than 6 hours per day in an environment that does not exceed 77°F.

ET2 Contemporary Lighting will, at its election, repair, replace or make appropriate adjustment where ET2 Contemporary Lighting inspection discloses any such defects occurring in normal usage within five (5) years after date of shipment. ET2 Contemporary Lighting is not responsible for removal or installation costs. This warranty is limited to the repair or replacement of the product only and that ET2 Contemporary Lighting is not responsible for any labor incurred. Use of incorrect installation methods and/or bulb wattage will void the warranty.

To obtain warranty service contact ET2 Contemporary Lighting either through your Dealer, Contractor or E-tailer, or by writing ET2 Contemporary Lighting, Attn: Customer Service Department, 253 North Vineland Avenue, City of Industry, CA 95746, USA, or by calling 1-800-486-2946 from within the USA and 1-626-956-4200 outside of the USA.

DISCLAIMER OF IMPLIED WARRANTY
 IMPLIED WARRANTIES INCLUDING THAT OF MERCHANTABILITY AND FITNESS FOR A PARTICULAR PURPOSE ARE EXPRESSLY LIMITED IN DURATION TO THE DURATION OF THIS WARRANTY. MAXIM LIGHTING INTERNATIONAL AND/OR SELLER DISCLAIMS ANY LIABILITY FOR SPECIAL, INCIDENTAL OR CONSEQUENTIAL DAMAGES.

Some states/provinces do not allow limitations on how long an implied warranty lasts, or the exclusion or limitation of special, incidental or consequential damages, so these limitations and exclusions may not apply to you. This warranty gives you specific legal rights. You may also have other rights which vary from state/province to state/province.

