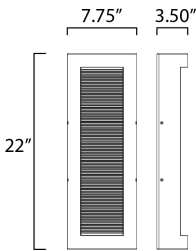




**PRODUCT DESCRIPTION**

This outdoor collection is cast in concrete for maximum durability in harsh climates such as coastal environments. Available in your choice of White or Grey Aggregate, both are powered by dual integrated LED boards for efficient and long life operation.





**MEASUREMENTS**

DIMENSION : 7.75" W x 22" H x 3.5" Ext  
MAX OAH : 6.25" W x 11.5" H  
HANGING WEIGHT : 12.8 lb

**LAMPING**

INPUT VOLTAGE : 120V  
LUMENS : 840 Rated (680 Del.)  
BULB : 2 x 6W LED AC Integrated , 12W Total  
BULB INCLUDED : (Integrated)  
DIMMABLE : Electronic Low Voltage (ELV)  
CRI : 80 CRI  
COLOR\_TEMP : 3000K  
LIGHTING\_DIRECTION : Down

**FINISHES OPTION**

-  Greystone (GSN)
-  Sandstone (SSN)

**MATERIAL**

Concrete, Aluminum

**RATINGS**

cETLus  
Wet Location  
ADA



**ADDITIONAL**

INSTALL UP/DOWN: Up  
RATED LIFE 35000 Hours  
OPERATING TEMPERATURE:  
-20°C (-4°F), 40°C (104°F)

Always consult a qualified electrician before installing any lighting product.



Contemporary  
Lighting™

WESTERN DISTRIBUTION CENTER (HEADQUARTER)  
253 NORTH VINELAND AVE | CITY OF INDUSTRY, CA 91746  
EASTERN DISTRIBUTION CENTER  
101 GARDNER PARK | PEACHTREE CITY, GA 30269  
P. 626.956.4200 | F. 626.956.4225 | maximlighting.com