

PRODUCT DESCRIPTION

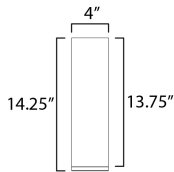
Minimalist in form and futuristic in styling, a gradient color effect applied to cylindrical glass shades provides a dynamic lighting effect. A Polished Gunmetal LED housing supports the glass adds a mirror like effect to the highly reflective glass. The resulting effect is a replication of the LED light along the length of the glass. Available in a mirrored Gradient Smoke or Gradient Amber glass, the finishes remarkably coordinate with many interior color palettes.

MEASUREMENTS



DIMENSION : 4" L x 4" W x 14.25" H
 HANGING WEIGHT : 2.5 lb

LAMPING

INPUT VOLTAGE : 100-240V
 LUMENS : 800 Rated (400 Del.)
 BULB : 1 x 10W LED DC Integrated , 10W Total
 BULB INCLUDED : (Integrated)
 DIMMABLE : Triac CL
 CRI : 90 CRI
 COLOR_TEMP : 3000K



FINISHES OPTION

-  Black (BK)
-  Gunmetal (GM)

GLASS

Graduating Smoke 142

MATERIAL

Steel, Polycarbonate, Glass

RATINGS

cETLus
 Dry Location



ADDITIONAL

RATED LIFE 50000 Hours
 OPERATING TEMPERATURE:
 -20°C (-4°F), 40°C (104°F)

Always consult a qualified electrician before installing any lighting product.



WESTERN DISTRIBUTION CENTER (HEADQUARTER)
 253 NORTH VINELAND AVE | CITY OF INDUSTRY, CA 91746
 EASTERN DISTRIBUTION CENTER
 101 GARDNER PARK | PEACHTREE CITY, GA 30269
 P. 626.956.4200 | F. 626.956.4225 | maximlighting.com