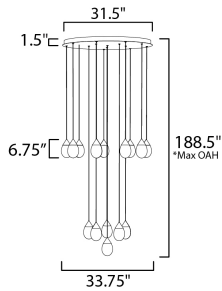




**PRODUCT DESCRIPTION**

Suspended from slim cords, drops of blown glass encase a recessed LED light source casting light along the thick bottomed glass. Available in Polished Chrome with clear glass or Matte Black with Mirror Smoked Glass, this simple design adds a statement to light.



\*max overall height



**MEASUREMENTS**

DIMENSION : 33.75" L x 33.75" W x 6.75" H  
 MAX OAH : 264" OAH  
 CANOPY : 31.5" W x 1.5" H x 31.5" L  
 HANGING WEIGHT : 14.74 lb

**LAMPING**

INPUT VOLTAGE : 120-277V  
 LUMENS : 8,400 Rated (4,200 Del.)  
 BULB : 15 x 8W LED DC Integrated , 120W Total  
 BULB INCLUDED : (Integrated)  
 DIMMABLE : Triac CL  
 CRI : 90 CRI  
 COLOR\_TEMP : 3000K

**FINISHES OPTION**

-  Black (BK)
-  Polished Chrome (PC)

**GLASS**

Graduating Smoke 142

**MATERIAL**

Steel, Polycarbonate, Glass

**RATINGS**

cETLus  
 Dry Location



**ADDITIONAL**

RATED LIFE 50000 Hours  
 OPERATING TEMPERATURE:  
 -20°C (-4°F), 40°C (104°F)

Always consult a qualified electrician before installing any lighting product.



WESTERN DISTRIBUTION CENTER (HEADQUARTER)  
 253 NORTH VINELAND AVE | CITY OF INDUSTRY, CA 91746  
 EASTERN DISTRIBUTION CENTER  
 101 GARDNER PARK | PEACHTREE CITY, GA 30269  
 P. 626.956.4200 | F. 626.956.4225 | maximlighting.com