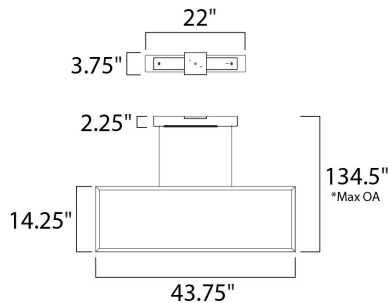


**PRODUCT DESCRIPTION**

Large scale rectangular forms suspend gracefully in mid-air to fill a large space without a bulky appearance. LEDs are cleverly concealed in both the bottom and the top to provide a combination of up and down light. Available in your choice of Matte White or Bronze.



\*max overall height



**MEASUREMENTS**

DIMENSION : 43.75" W x 14.25" H  
 MAX OAH : 134.5" OAH  
 CANOPY : 3.75" W x 2.2" H x 22" L  
 HANGING WEIGHT : 7.9 lb

**LAMPING**

INPUT VOLTAGE : 120V  
 LUMENS : 3,010 Rated  
 BULB : 9 x 43W LED PCB Integrated , 43W Total  
 BULB INCLUDED : (Integrated)  
 DIMMABLE : Electronic Low Voltage (ELV)  
 CRI : 80+ CRI  
 COLOR\_TEMP : 3000K

**FINISHES OPTION**

 Bronze (BZ)  
 Matte White (MW)

**MATERIAL**

Aluminum

**RATINGS**

cETLus  
 Dry Location

**ADDITIONAL**

ADJUSTABLE  
 OPERATING TEMPERATURE:  
 -20°C (-4°F), 40°C (104°F)

Always consult a qualified electrician before installing any lighting product.



Contemporary  
 Lighting™

WESTERN DISTRIBUTION CENTER (HEADQUARTER)  
 253 NORTH VINELAND AVE | CITY OF INDUSTRY, CA 91746

EASTERN DISTRIBUTION CENTER  
 101 GARDNER PARK | PEACHTREE CITY, GA 30269

P. 626.956.4200 | F. 626.956.4225 | maximlighting.com