



PRODUCT DESCRIPTION

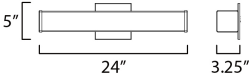
Squares of Satin White glass are supported by flat Polished Chrome end caps with an extruded aluminum frame. Housed on the backside of the LED vanity light is a device to select from 5 color temperatures: 2700k-3000k-3500k-4000k-5000k. A dual mounting backplate allows for the fixture to seamlessly install to a switch box making the glass appear as if floating on the wall. An additional mounting bracket and cover plate is included in the packaging to accommodate larger junction boxes. Enhancing these features with a range voltage 120-277V input, makes this heavy hitting note land squarely into specification requests as well as the home improvement do-it-yourselfer.

MEASUREMENTS



DIMENSION : 24" L 5" H x 3.25" Ext  
BACK PLATE : 5" W x 5" H x 2.25" HCO  
HANGING WEIGHT : 3.97 lb

LAMPING

INPUT VOLTAGE : 120-277V  
LUMENS : 1,700 Rated (1,380 Del.)  
BULB : 1 x 25W LED PCB Integrated , 25W Total  
BULB INCLUDED : (Integrated)  
DIMMABLE : ELV at 120V  
CRI : 90 CRI  
COLOR\_TEMP : 27-30-35-40-50K  
LIGHTING\_DIRECTION : Omni



FINISHES OPTION

-  Polished Chrome (PC)
-  Satin Nickel (SN)

GLASS

White 01

MATERIAL

Aluminum + Glass

RATINGS

cETLus  
Damp Location



ADDITIONAL

INSTALL UP/DOWN: Horiz/Vert  
RATED LIFE 50000 Hours  
OPERATING TEMPERATURE:  
-20°C (-4°F), 40°C (104°F)

Always consult a qualified electrician before installing any lighting product.