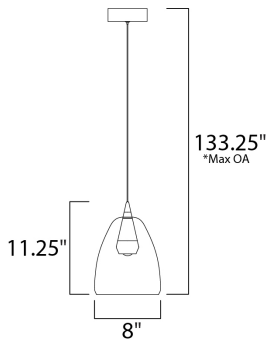




PRODUCT DESCRIPTION

Clear glass domes are suspended from a machined aluminum font finished in your choice of two tone Silver with a Polished Chrome accent or Black with a brushed Coffee finish. Housed inside the machined font is a high power LED module which illuminates without glare.



*max overall height



MEASUREMENTS

DIMENSION : 8" L x 8" W x 11.25" H
 MAX OAH : 133.25" OAH
 CANOPY : 4.75" W x 1.5" H x 4.75" L
 HANGING WEIGHT : 4.19 lb

LAMPING

INPUT VOLTAGE : 120V
 LUMENS : 350 Rated (190 Del.)
 BULB : 1 x 5W LED PCB Integrated , 5W Total
 BULB INCLUDED : (Integrated)
 DIMMABLE : ELV
 CRI : 80+ CRI
 COLOR_TEMP : 3000K

FINISHES OPTION

-  Black / Coffee (BKCOF)
-  Polished Chrome / Silver (PCSV)

GLASS

Clear 18

MATERIAL

Steel, Aluminum, Glass

RATINGS

cETLus
 Dry Location



ADDITIONAL

ADJUSTABLE
 RATED LIFE 20000 Hours
 OPERATING TEMPERATURE:
 -20°C (-4°F), 40°C (104°F)

Always consult a qualified electrician before installing any lighting product.



WESTERN DISTRIBUTION CENTER (HEADQUARTER)
 253 NORTH VINELAND AVE | CITY OF INDUSTRY, CA 91746
 EASTERN DISTRIBUTION CENTER
 101 GARDNER PARK | PEACHTREE CITY, GA 30269
 P. 626.956.4200 | F. 626.956.4225 | maximlighting.com