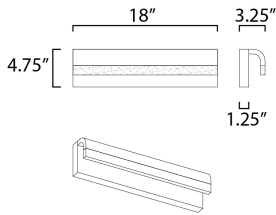


**PRODUCT DESCRIPTION**

A water feature that seemingly flows down a narrow, elongated channel constructed of aluminum. Finished in Black the decorative plate is fabricated using 304 Grade Stainless Steel in a Polished Black finish making these impressive sconces suitable for outdoor applications.





**MEASUREMENTS**

DIMENSION : 18" W x 4.75" H x 3.25" Ext  
 BACK PLATE : 18" W x 4.75" H x 2.25" HCO  
 HANGING WEIGHT : 3.74 lb

**LAMPING**

INPUT VOLTAGE : 120V  
 LUMENS : 910 Rated (700 Del.)  
 BULB : 1 x 13W LED PCB Integrated , 13W Total  
 BULB INCLUDED : (Integrated)  
 DIMMABLE : Triac CL or ELV  
 CRI : 90+ CRI  
 COLOR\_TEMP : 3000K  
 LIGHTING\_DIRECTION : Down

**FINISHES OPTION**

-  Black (BK)
-  Polished Chrome (PC)

**GLASS**

Frosted 90

**MATERIAL**

Aluminum, Acrylic

**RATINGS**

cETLus  
 Damp Location  
 ADA



**ADDITIONAL**

INSTALL UP/DOWN: Horizontal  
 RATED LIFE 50000 Hours  
 OPERATING TEMPERATURE:  
 -20°C (-4°F), 40°C (104°F)

Always consult a qualified electrician before installing any lighting product.



WESTERN DISTRIBUTION CENTER (HEADQUARTER)  
 253 NORTH VINELAND AVE | CITY OF INDUSTRY, CA 91746  
 EASTERN DISTRIBUTION CENTER  
 101 GARDNER PARK | PEACHTREE CITY, GA 30269  
 P. 626.956.4200 | F. 626.956.4225 | maximlighting.com