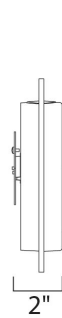
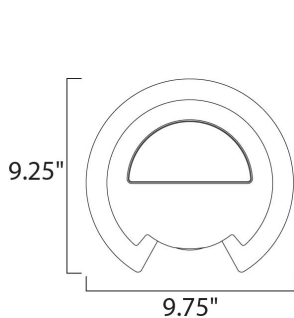


#### PRODUCT DESCRIPTION

Bring the outdoors inside with our line of Architectural high quality interior and exterior wall sconces. European in design and machined out of blocks of solid Aluminum, these sconces have both the look and quality expected for the discriminate buyer. High powered LEDs create dramatic light effects and most are approved for wet location applications.




#### MEASUREMENTS

DIMENSION : 9.75" W x 9.25" H x 2" Ext  
 BACK PLATE : 7.75" W x 7" H x 4.2" HCO  
 HANGING WEIGHT : 2.51 lb

#### LAMPING

INPUT VOLTAGE : V  
 LUMENS : 315 Rated  
 BULB : 2 x 4.5W LED PCB Integrated , 4W Total  
 BULB INCLUDED : (Integrated)  
 DIMMABLE : No  
 CRI : 80+ CRI  
 COLOR\_TEMP : 3000K

#### FINISHES OPTION

 Bronze (BZ)

#### GLASS

Frost White 09

#### RATINGS

cETLus  
 Location



#### ADDITIONAL

INSTALL UP/DOWN: All  
 OPERATING TEMPERATURE:  
 -20°C (-4°F), 40°C (104°F)

Always consult a qualified electrician before installing any lighting product.



Contemporary  
 Lighting™

WESTERN DISTRIBUTION CENTER (HEADQUARTER)  
 253 NORTH VINELAND AVE | CITY OF INDUSTRY, CA 91746

EASTERN DISTRIBUTION CENTER  
 101 GARDNER PARK | PEACHTREE CITY, GA 30269

P. 626.956.4200 | F. 626.956.4225 | maximlighting.com