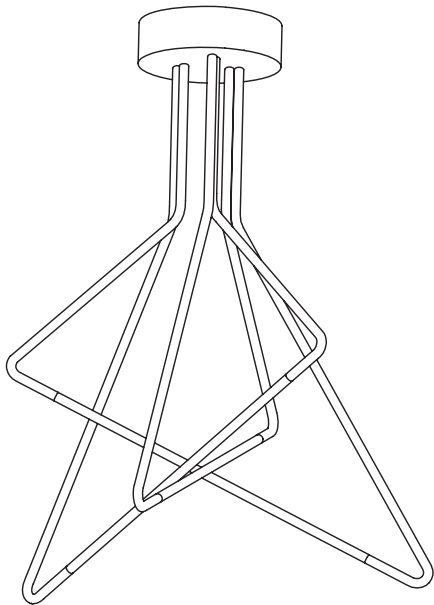




PRODUCT NAME : Triad LED Ceiling Mount  
ITEM NUMBER: E23077-MW

Please consult your electrician for hanging fixture and wiring.



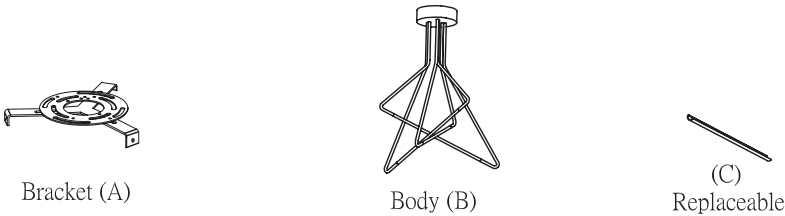
**WARNING: WIRES NEED TO BE CONNECTED TO DRIVER FOUND IN CANOPY AND SHOULD NOT CONNECT DIRECTLY TO POWER SOURCE OR A SHORT MIGHT OCCUR.**

The fixture is designed to dim with a standard Triac forward phase dimmer. Dimming levels will vary by dimmer.  
Below is a list of recommended dimmers:  
Lutron MACL-153M  
Lutron DVL-153P  
Lutron SCL-153P  
Leviton IPL06-10Z  
Leviton 6674-POW

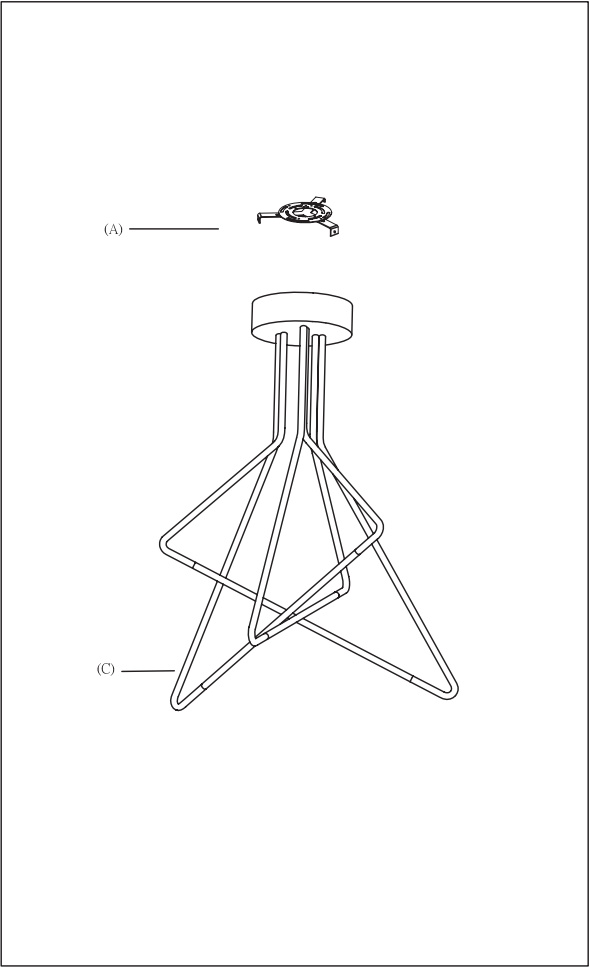
Due to the inrush current wattage should not exceed 150 watts of product for a 600 watt dimmer.

50W LED

IMPORTANT: Turn off the power at the main fuse or circuit breaker box before starting installation



Locate all hardware & components before discarding packaging



1.)

Step.1: Remove Bracket (A) from fixture and install to electrical box.

2.)

Step.2: Wire fixture to wires in outlet box.  
Install Green wire to Ground Screw.

3.)

Step 3:Install Body (B) to Bracket (A) and tighten screws at the ends of the canopy to secure.