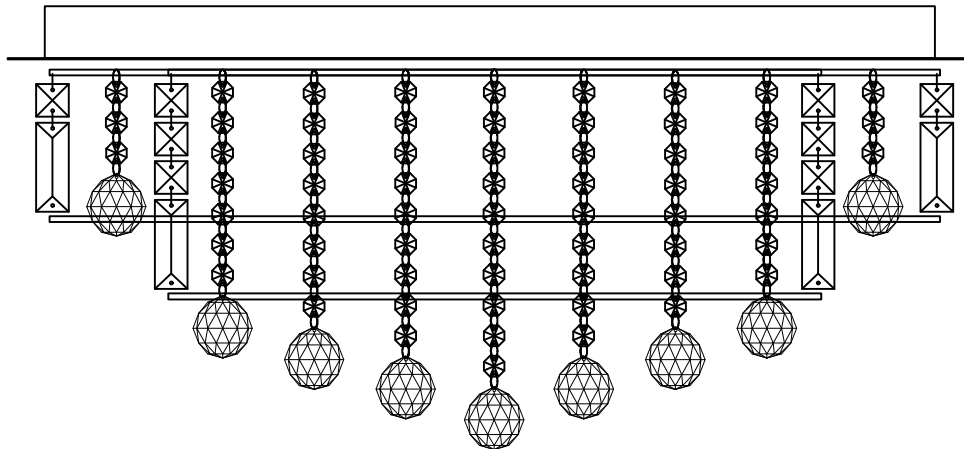




Contemporary Lighting

PRODUCT NAME: BANGLE
ITEM NUMBER: E23258-20PC

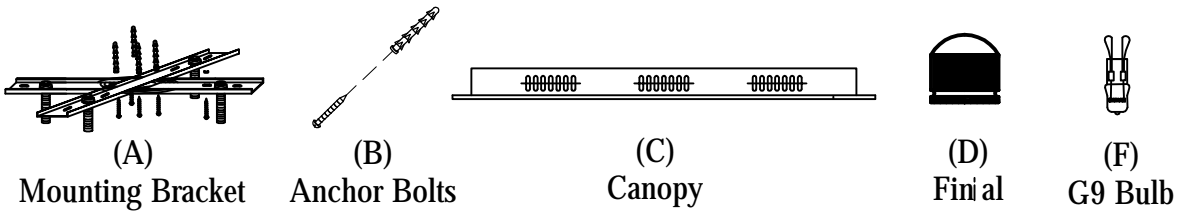
Please consult your electrician for hanging fixture and wiring.



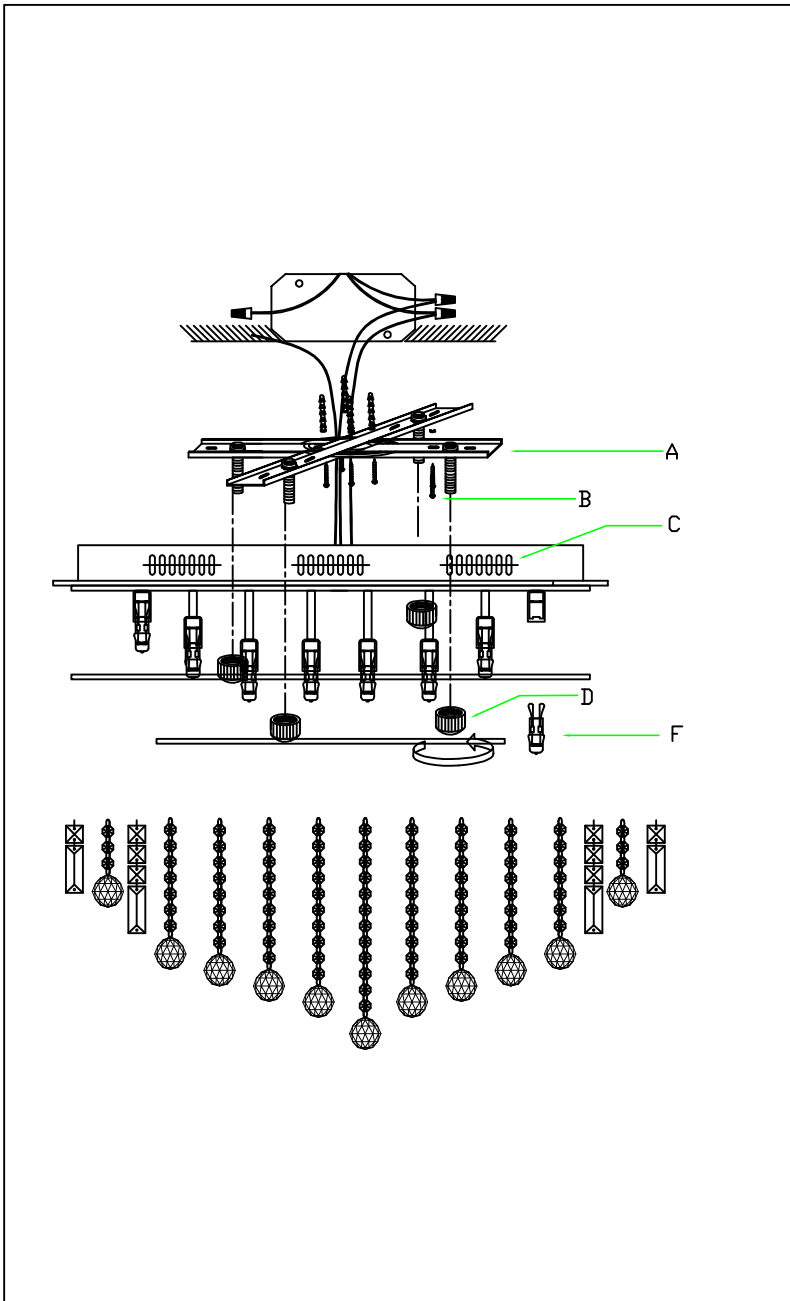
Caution: Xenon bulbs get very hot and may burn you. Always make sure bulbs are off for a minimum of 10 minutes before handling. Fixture may be dimmed using an electronic low voltage dimmer.

Bulbs (Included): 20 x 25 Watt G9

IMPORTANT: Turn off the power at the main fuse or circuit breaker box before starting installation

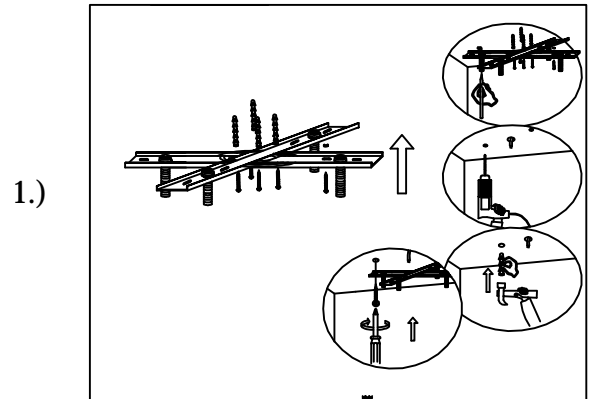


Locate all hardware & components before discarding packaging

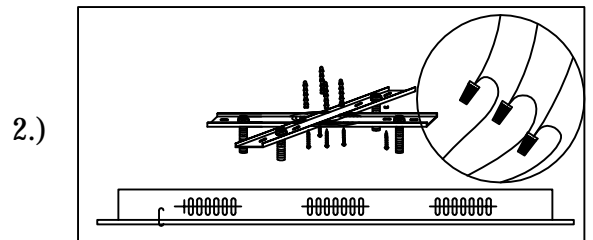


Cleaning & Care:

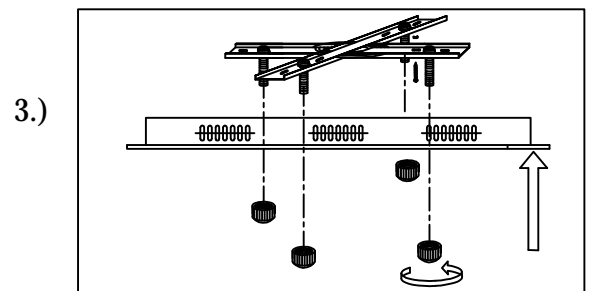
Clean with soft cloth and a mild detergent.
Do not use abrasive cleaner.




Step.1: Remove mounting bracket (A) from Canopy (C) to install to electrical box



Step.2: Wire fixture to wires in outlet box. Green wire is for Ground.



Step.3: Screw finials (D) onto mounting bracket (A) until canopy is flush with ceiling.

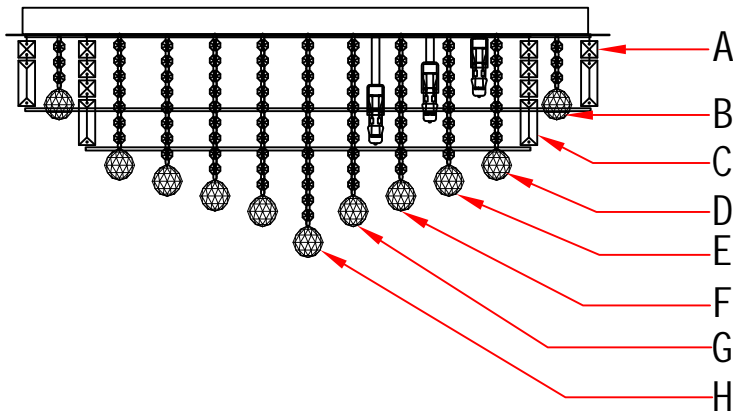


Step.4: Hang Crystal According to Diagram on the next page.



Contemporary Lighting

Model E23259-20PC Crystal Diagram



A-72 (L: 3.82")
ECRY23259-SA1

B-12(L: 4.17")
ECRY23259-SA2

C-48(L: 6.02")
ECRY23259-SA3

D-12(L: 7.32")
ECRY23259-SA4

E-15(L: 8.11")
ECRY23259-SA5

F-10(L: 8.9")
ECRY23259-SA6

G-5(L: 9.7")
ECRY23259-SA7

H-1(L: 11.26")
ECRY23259-SA8

