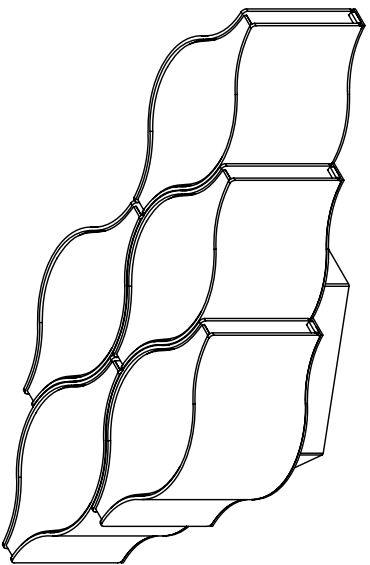


PRODUCT NAME : Billow LED Wall/Ceiling Mount  
ITEM NUMBER: E24120-MW

Please consult your electrician for hanging fixture and wiring.



**WARNING: WIRES NEED TO BE CONNECTED TO DRIVER FOR MD IN CANOPY AND SHOULD NOT CONNECT DIRECTLY TO POWER SOURCE OR A SOURCE RIGHT ON THE.**

36W LED

The fixture is designed to dim with a standard Triac forward phase dimmer. Dimming levels will vary by dimmer.  
Below is a list of recommended dimmers:

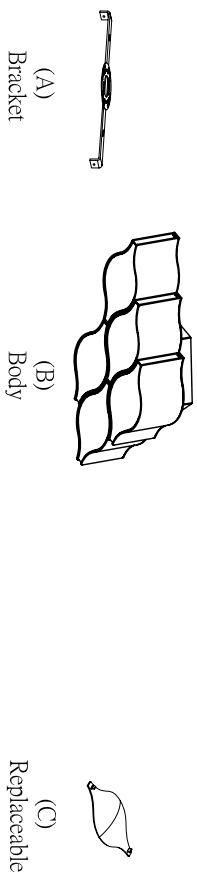
- Lutron MA-C-153M
- Lutron DV-L-153P
- Lutron SCL-153P
- Leviton IPL-06-10Z
- Leviton 6674-POW

Due to the inrush current wattage should not exceed 150 watts of product for a 600 watt dimmer.

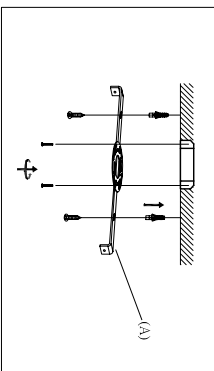
PRODUCTS ARE NOT INTENDED FOR COMMERCIAL USE.

MADE IN CHINA  
Page 1 of (2)

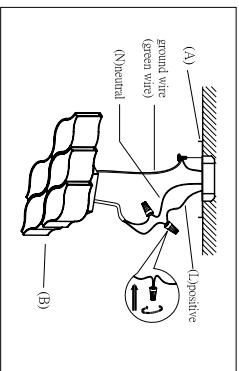
**IMPORTANT:** Turn off the power at the main fuse or circuit breaker box before starting installation



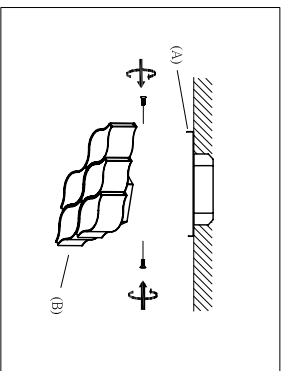
Locate all hardware & components before discarding packaging



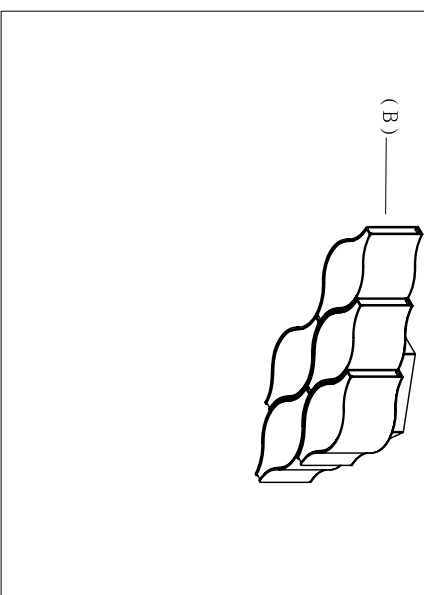
1.)



2.)



3.)



**Cleaning & Care:**

Clean with soft cloth and a mild detergent.  
Do not use abrasive cleaner.