

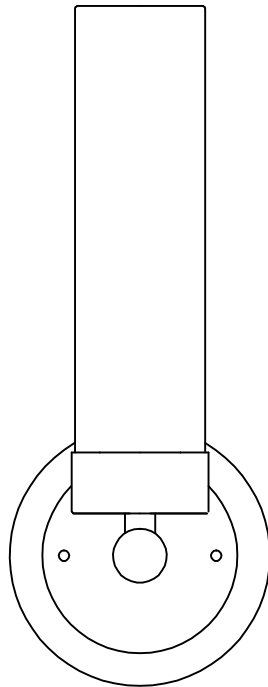


Contemporary  
Lighting

**PRODUCT NAME: Cilandro LED 1-Light Wall Mount**

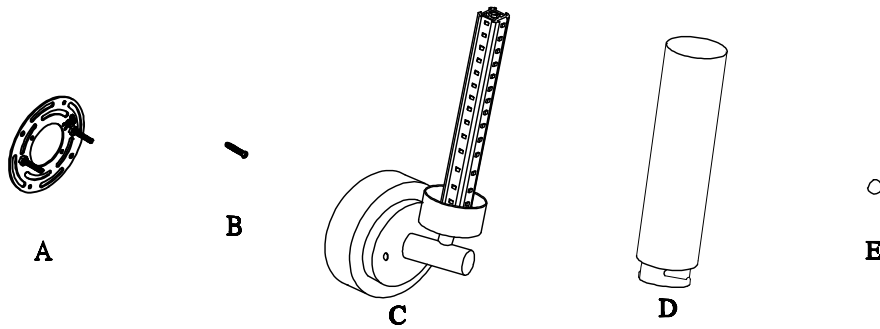
**ITEM NUMBER: E63106-11SN**

**Please consult your electrician for hanging fixture and wiring.**

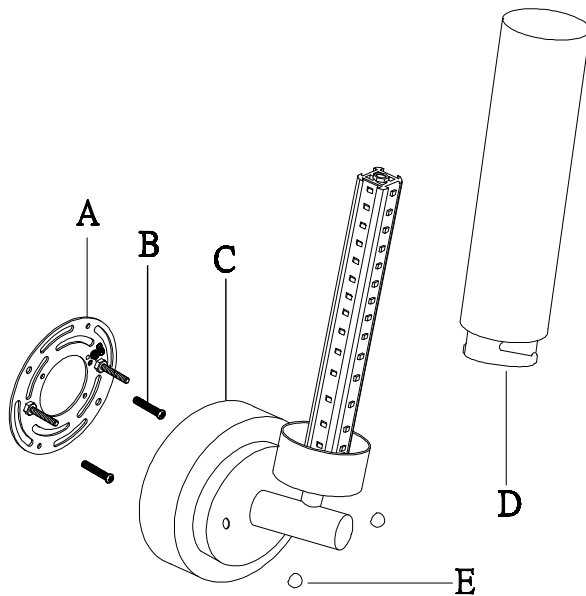


**Bulb(included): 4\*2.4W LEDS**

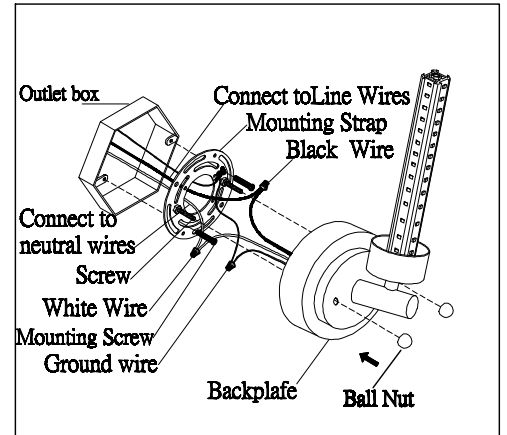
**IMPORTANT:** Turn off the power at the main fuse or circuit breaker box before starting installation



**Locate all hardware & components before discarding packaging**

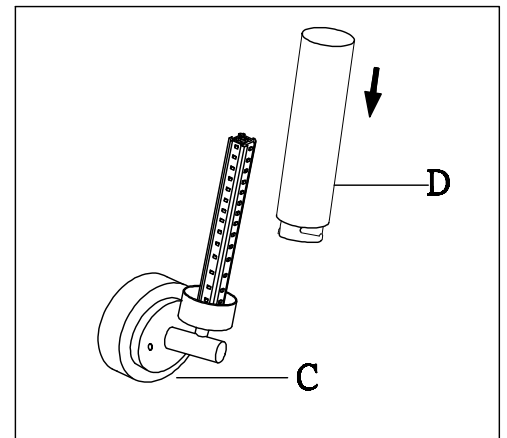


1.)



**Step.1: Remove mounting bracket from fixture and install to electrical box. Wire fixture to wires in outlet box. Copper wire is for Ground.**

2.)



**Step.2: Turn the glass(D) into cup till tight**

### **Cleaning & Care:**

Clean with soft cloth and a mild detergent.  
Do not use abrasive cleaner.