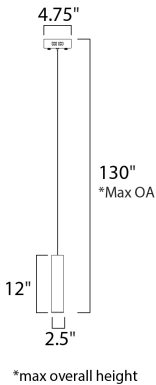




PRODUCT DESCRIPTION

Elongated metal tubes in a variety of finishes from Rose Gold to Polished Chrome suspend from pans to create impressive sculptural statements. Each tube encase a replaceable integrated LED module while many of the ceiling pans house additional LED spots to highlight the beautiful high gloss finishes as well as additional down light.





MEASUREMENTS

DIMENSION : 4.75" L x 2.5" W x 12" H  
MAX OAH : 130" OAH  
CANOPY : 4.75" W x 1.25" H x 4.75" L  
HANGING WEIGHT : 2.42 lb

LAMPING

INPUT VOLTAGE : 120V  
LUMENS : 490 Rated  
BULB : 1 x 7W LED PCB Integrated , 7W Total  
BULB INCLUDED : (Integrated)  
DIMMABLE : Triac CL  
CRI : 90+ CRI  
COLOR\_TEMP : 3000K

FINISHES OPTION

-  Polished Chrome (PC)
-  Rose Gold (RG)

MATERIAL

Stainless Steel

RATINGS

cETLus  
Dry Location



ADDITIONAL

ADJUSTABLE  
SLOPE: 120  
RATED LIFE 25000 Hours  
OPERATING TEMPERATURE:  
-20°C (-4°F), 40°C (104°F)

Always consult a qualified electrician before installing any lighting product.



Contemporary  
Lighting™

WESTERN DISTRIBUTION CENTER (HEADQUARTER)  
253 NORTH VINELAND AVE | CITY OF INDUSTRY, CA 91746  
EASTERN DISTRIBUTION CENTER  
101 GARDNER PARK | PEACHTREE CITY, GA 30269  
P. 626.956.4200 | F. 626.956.4225 | maximlighting.com