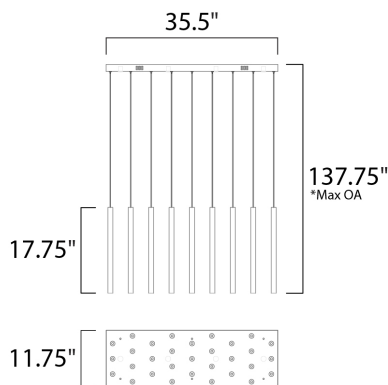




## PRODUCT DESCRIPTION

Elongated metal tubes in a variety of finishes from Rose Gold to Polished Chrome suspend from pans to create impressive sculptural statements. Each tube encase a replaceable integrated LED module while many of the ceiling pans house additional LED spots to highlight the beautiful high gloss finishes as well as additional down light.






## MEASUREMENTS

DIMENSION : 35.5" L x 11.75" W x 17.75" H  
 MAX OAH : 137.75" OAH  
 CANOPY : 35.5" W x 1.5" H x 12" L  
 HANGING WEIGHT : 28.6 lb

## LAMPING

INPUT VOLTAGE : 120V  
 LUMENS : 2,450 Rated  
 BULB : 35 x 1W LED PCB Integrated , 35W Total  
 BULB INCLUDED : (Integrated)  
 DIMMABLE : Triac CL  
 CRI : 90+ CRI  
 COLOR\_TEMP : 3000K

## FINISHES OPTION

-  Black Chrome (BC)
-  Polished Chrome (PC)
-  Rose Gold (RG)

## MATERIAL

Stainless Steel

## RATINGS

cETLus  
 Dry Location



## ADDITIONAL

ADJUSTABLE  
 SLOPE: 30  
 RATED LIFE 25000 Hours  
 OPERATING TEMPERATURE:  
 -20°C (-4°F), 40°C (104°F)

Always consult a qualified electrician before installing any lighting product.



Contemporary  
 Lighting™

WESTERN DISTRIBUTION CENTER (HEADQUARTER)  
 253 NORTH VINELAND AVE | CITY OF INDUSTRY, CA 91746

EASTERN DISTRIBUTION CENTER  
 101 GARDNER PARK | PEACHTREE CITY, GA 30269

P. 626.956.4200 | F. 626.956.4225 | maximlighting.com