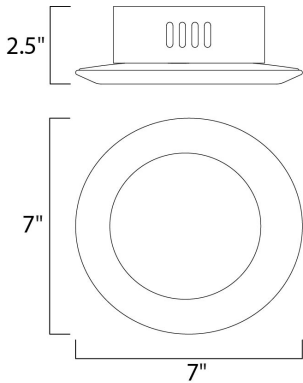




PRODUCT DESCRIPTION

These low profile pendants, featuring edge lit technology for soft even illumination, are constructed of die cast aluminum and finished in your choice of Polished Chrome or Bronze. Frosted acrylic fonts adorn the top of each pendant and are illuminated by LED, located in the top casting.





MEASUREMENTS

DIMENSION : 7" L x 7" W x 2.5" H
 MAX OAH :
 HANGING WEIGHT : 1.54 lb

LAMPING

INPUT VOLTAGE : V
 LUMENS : 972 Rated
 BULB : 1 x 10.8W LED PCB Integrated , 11W Total
 BULB INCLUDED : (Integrated)
 DIMMABLE : Triac CL

FINISHES OPTION

-  Bronze (BZ)
-  Polished Chrome (PC)

GLASS

White 01

RATINGS

cETLus
 Location
 ADA



ADDITIONAL

ADJUSTABLE
 INSTALL UP/DOWN: Any
 OPERATING TEMPERATURE:
 -20°C (-4°F), 40°C (104°F)

Always consult a qualified electrician before installing any lighting product.



WESTERN DISTRIBUTION CENTER (HEADQUARTER)
 253 NORTH VINELAND AVE | CITY OF INDUSTRY, CA 91746
 EASTERN DISTRIBUTION CENTER
 101 GARDNER PARK | PEACHTREE CITY, GA 30269
 P. 626.956.4200 | F. 626.956.4225 | maximlighting.com