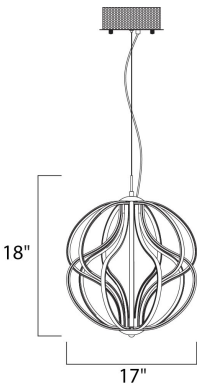




PRODUCT DESCRIPTION

A sculpture of durable steel and aluminum channel is gracefully formed with offsetting waves of motion. This collection is fully dimmable for a great combination of form and function.





MEASUREMENTS

DIMENSION : 17" L x 17" W x 18" H
MAX OAH : 142" OAH
CANOPY : 8" W x 2.75" H x 8" L
HANGING WEIGHT : 7.5 lb

LAMPING

INPUT VOLTAGE : 120V
LUMENS : 4,233 Rated (3,730 Del.)
BULB : 1 x 60W LED PCB Integrated , 60W Total
BULB INCLUDED : (Integrated)
DIMMABLE : ELV
CRI : 80+ CRI
COLOR_TEMP : 3000K

FINISHES OPTION

-  Black (BK)
-  Polished Chrome (PC)

MATERIAL

Aluminum, Steel, Acrylic

RATINGS

cETLus
Dry Location



ADDITIONAL

ADJUSTABLE
SLOPE: 90
RATED LIFE 35000 Hours
OPERATING TEMPERATURE:
-20°C (-4°F), 40°C (104°F)

Always consult a qualified electrician before installing any lighting product.



Contemporary
Lighting™

WESTERN DISTRIBUTION CENTER (HEADQUARTER)
253 NORTH VINELAND AVE | CITY OF INDUSTRY, CA 91746
EASTERN DISTRIBUTION CENTER
101 GARDNER PARK | PEACHTREE CITY, GA 30269
P. 626.956.4200 | F. 626.956.4225 | maximlighting.com