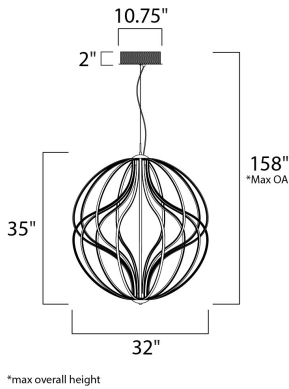




PRODUCT DESCRIPTION

A sculpture of durable steel and aluminum channel is gracefully formed with offsetting waves of motion. This collection is fully dimmable for a great combination of form and function.





MEASUREMENTS

DIMENSION : 31" L x 31" W x 35" H
 MAX OAH : 158" OAH
 CANOPY : 9.75" W x 2.75" H x 9.75" L
 HANGING WEIGHT : 16.5 lb

LAMPING

INPUT VOLTAGE : 120V
 LUMENS : 10,430 Rated (9,180 Del.)
 BULB : 1 x 149W LED PCB Integrated , 149W Total
 BULB INCLUDED : (Integrated)
 DIMMABLE : ELV
 CRI : 80+ CRI
 COLOR_TEMP : 3000K

FINISHES OPTION

-  Black
-  Polished Chrome

MATERIAL

Aluminum, Steel, Acrylic

RATINGS

cETLus
 Dry Location



ADDITIONAL

ADJUSTABLE
 SLOPE: 90
 RATED LIFE 35000 Hours
 OPERATING TEMPERATURE:
 -20°C (-4°F), 40°C (104°F)

Always consult a qualified electrician before installing any lighting product.



Contemporary
 Lighting™

WESTERN DISTRIBUTION CENTER (HEADQUARTER)
 253 NORTH VINELAND AVE | CITY OF INDUSTRY, CA 91746
 EASTERN DISTRIBUTION CENTER
 101 GARDNER PARK | PEACHTREE CITY, GA 30269
 P. 626.956.4200 | F. 626.956.4225 | maxlighting.com