



PRODUCT DESCRIPTION

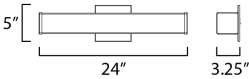
Squares of Satin White glass are supported by flat Polished Chrome end caps with an extruded aluminum frame. Housed on the backside of the LED vanity light is a device to select from 5 color temperatures: 2700k-3000k-3500k-4000k-5000k. A dual mounting backplate allows for the fixture to seamlessly install to a switch box making the glass appear as if floating on the wall. An additional mounting bracket and cover plate is included in the packaging to accommodate larger junction boxes. Enhancing these features with a range voltage 120-277V input, makes this heavy hitting note land squarely into specification requests as well as the home improvement do-it-yourselfer.

MEASUREMENTS



DIMENSION : 24" L 5" H x 3.25" Ext
BACK PLATE : 5" W x 5" H x 2.25" HCO
HANGING WEIGHT : 3.97 lb

LAMPING

INPUT VOLTAGE : 120-277V
LUMENS : 1,700 Rated (1,380 Del.)
BULB : 1 x 25W LED PCB Integrated , 25W Total
BULB INCLUDED : (Integrated)
DIMMABLE : ELV ONLY AT 120V
CRI : 90 CRI
COLOR_TEMP : 27-30-35-40-50K
LIGHTING_DIRECTION : Omni



FINISHES OPTION

-  Polished Chrome (PC)
-  Satin Nickel (SN)

GLASS

White 01

MATERIAL

Aluminum + Glass

RATINGS

cETLus
Damp Location



ADDITIONAL

INSTALL UP/DOWN: Horiz/Vert
RATED LIFE 50000 Hours
OPERATING TEMPERATURE:
-20°C (-4°F), 40°C (104°F)

Always consult a qualified electrician before installing any lighting product.



Contemporary
Lighting™

WESTERN DISTRIBUTION CENTER (HEADQUARTER)
253 NORTH VINELAND AVE | CITY OF INDUSTRY, CA 91746
EASTERN DISTRIBUTION CENTER
101 GARDNER PARK | PEACHTREE CITY, GA 30269
P. 626.956.4200 | F. 626.956.4225 | maximlighting.com