

## PRODUCT DESCRIPTION

Within the void of clear glass, a white cylindrical tube of LED light extends in two directions. The evenly distributed light source can be adjusted to 5 selectable color temperatures, from warm 2700k to a cool 5000K and neutral white light sources in between. Available in three finish options: matte Black, Natural Aged Brass, and Polished Chrome, these sconces are great for use in bathrooms and along corridors with extensions less than 4 inches for ADA compliance.




### MEASUREMENTS

DIMENSION : 23.25" W x 1.75" H x 3.25" Ext  
 BACK PLATE : 4.75" W x 6.25" H x 11.5" HCO  
 HANGING WEIGHT : 2.2 lb

### LAMPING

INPUT VOLTAGE : 120-277V  
 LUMENS : 1,000 Rated (600 Del.)  
 BULB : 1 x 13W LED DC Integrated , 13W Total  
 BULB INCLUDED : (Integrated)  
 DIMMABLE : Only at 120V with Triac  
 CRI : 90 CRI  
 COLOR\_TEMP : 27-30-35-40-50K  
 LIGHTING\_DIRECTION : All

## FINISHES OPTION

 Black (BK)  
 Natural Aged Brass (NAB)  
 Polished Chrome (PC)

## GLASS

Clear and White 10

## MATERIAL

Steel

## RATINGS

cETLus  
 Damp Location  
 CA Title 24  
 ADA



## ADDITIONAL

INSTALL UP/DOWN: Horizontal/Vert  
 RATED LIFE 50000 Hours  
 OPERATING TEMPERATURE:  
 -20°C (-4°F), 40°C (104°F)

Always consult a qualified electrician before installing any lighting product.



Contemporary  
 Lighting™

WESTERN DISTRIBUTION CENTER (HEADQUARTER)  
 253 NORTH VINELAND AVE | CITY OF INDUSTRY, CA 91746

EASTERN DISTRIBUTION CENTER  
 101 GARDNER PARK | PEACHTREE CITY, GA 30269

P. 626.956.4200 | F. 626.956.4225 | maximlighting.com