

**PRODUCT DESCRIPTION**

Within the void of clear glass, a white cylindrical tube of LED light extends in two directions. The evenly distributed light source can be adjusted to 5 selectable color temperatures, from warm 2700k to a cool 5000K and neutral white light sources in between. Available in three finish options: matte Black, Natural Aged Brass, and Polished Chrome, these sconces are great for use in bathrooms and along corridors with extensions less than 4 inches for ADA compliance.




**MEASUREMENTS**

DIMENSION : 30" W x 1.75" H x 3.25" Ext  
 BACK PLATE : 4.75" W x 6.25" H x 15" HCO  
 HANGING WEIGHT : 2.8 lb

**LAMPING**

INPUT VOLTAGE : 120V  
 LUMENS : 1,400 Rated (900 Del.)  
 BULB : 1 x 15W LED DC Integrated , 15W Total  
 BULB INCLUDED : (Integrated)  
 DIMMABLE : Triac  
 CRI : 90 CRI  
 COLOR\_TEMP : CCT Select 5KK  
 LIGHTING\_DIRECTION : All

**FINISHES OPTION**

-  Black (BK)
-  Natural Aged Brass (NAB)
-  Polished Chrome (PC)

**GLASS**

Clear and White 10

**MATERIAL**

Steel

**RATINGS**

cETLus  
 Damp Location  
 CA Title 24  
 ADA



**ADDITIONAL**

INSTALL UP/DOWN: Horizontal/Vert  
 RATED LIFE 35000 Hours  
 OPERATING TEMPERATURE:  
 -20°C (-4°F), 40°C (104°F)

Always consult a qualified electrician before installing any lighting product.



WESTERN DISTRIBUTION CENTER (HEADQUARTER)  
 253 NORTH VINELAND AVE | CITY OF INDUSTRY, CA 91746

EASTERN DISTRIBUTION CENTER  
 101 GARDNER PARK | PEACHTREE CITY, GA 30269

P. 626.956.4200 | F. 626.956.4225 | maximlighting.com