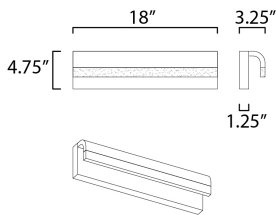




PRODUCT DESCRIPTION

A water feature that seemingly flows down a narrow, elongated channel constructed of aluminum. Finished in Black the decorative plate is fabricated using 304 Grade Stainless Steel in a Polished Black finish making these impressive sconces suitable for outdoor applications.





MEASUREMENTS

DIMENSION : 18" W x 4.75" H x 3.25" Ext
 BACK PLATE : 18" W x 4.75" H x 2.25" HCO
 HANGING WEIGHT : 3.74 lb

LAMPING

INPUT VOLTAGE : 120V
 LUMENS : 910 Rated (700 Del.)
 BULB : 1 x 13W LED PCB Integrated , 13W Total
 BULB INCLUDED : (Integrated)
 DIMMABLE : Triac CL or ELV
 CRI : 90+ CRI
 COLOR_TEMP : 3000K
 LIGHTING_DIRECTION : Down

FINISHES OPTION

 Black (BK)
 Polished Chrome (PC)

GLASS

Frosted 90

MATERIAL

Aluminum, Acrylic

RATINGS

cETLus
 Damp Location
 ADA



ADDITIONAL

INSTALL UP/DOWN: Horizontal
 RATED LIFE 50000 Hours
 OPERATING TEMPERATURE:
 -20°C (-4°F), 40°C (104°F)

Always consult a qualified electrician before installing any lighting product.



**Contemporary
 Lighting™**

WESTERN DISTRIBUTION CENTER (HEADQUARTER)
 253 NORTH VINELAND AVE | CITY OF INDUSTRY, CA 91746

EASTERN DISTRIBUTION CENTER
 101 GARDNER PARK | PEACHTREE CITY, GA 30269

P. 626.956.4200 | F. 626.956.4225 | maximlighting.com