



PRODUCT DESCRIPTION

Brink brings quiet architectural drama to outdoor lighting through a clean rectangular form and a softly illuminated recessed channel. Finished in Matte Black or White, the design conceals its LED source within a horizontal reveal, allowing light to wash gently across the surface with subtle depth and control. Offered as both a wall sconce and coordinating step light, Brink creates a cohesive exterior lighting story for entries, pathways, stairs, and modern outdoor spaces. Minimal, durable, and refined, it turns a simple line of light into a striking design detail.




MEASUREMENTS

DIMENSION : 6" W x 8" H x 1.5" Ext
 BACK PLATE : 6" W x 8" H x 4" HCO
 HANGING WEIGHT : 1.45 lb

LAMPING

INPUT VOLTAGE : 120-277V
 LUMENS : 1,000 Rated (30 Del.)
 BULB : 1 x 10W LED DC Intergrated , 10W Total
 BULB INCLUDED : (Integrated)
 DIMMABLE : Triac or ELV at 120V
 CRI : 90 CRI
 COLOR_TEMP : 3000K
 LIGHTING_DIRECTION : Down

FINISHES OPTION

-  Architectural Bronze (ABZ)
-  Black (BK)
-  White (WT)

MATERIAL

Aluminum, Glass

RATINGS

cETLus
 Wet Location
 ADA



ADDITIONAL

INSTALL UP/DOWN: Down
 RATED LIFE 50000 Hours
 OPERATING TEMPERATURE:
 -20°C (-4°F), 40°C (104°F)

Always consult a qualified electrician before installing any lighting product.



Contemporary
 Lighting™

WESTERN DISTRIBUTION CENTER (HEADQUARTER)
 253 NORTH VINELAND AVE | CITY OF INDUSTRY, CA 91746

EASTERN DISTRIBUTION CENTER
 101 GARDNER PARK | PEACHTREE CITY, GA 30269

P. 626.956.4200 | F. 626.956.4225 | maximlighting.com