

**PRODUCT DESCRIPTION**

Brink brings quiet architectural drama to outdoor lighting through a clean rectangular form and a softly illuminated recessed channel. Finished in Matte Black or White, the design conceals its LED source within a horizontal reveal, allowing light to wash gently across the surface with subtle depth and control. Offered as both a wall sconce and coordinating step light, Brink creates a cohesive exterior lighting story for entries, pathways, stairs, and modern outdoor spaces. Minimal, durable, and refined, it turns a simple line of light into a striking design detail.




**MEASUREMENTS**

DIMENSION : 6" W x 8" H x 1.5" Ext  
 BACK PLATE : 6" W x 8" H x 4" HCO  
 HANGING WEIGHT : 1.45 lb

**LAMPING**

INPUT VOLTAGE : 120-277V  
 LUMENS : 1,000 Rated (140 Del.)  
 BULB : 1 x 10W LED DC Intergrated , 10W Total  
 BULB INCLUDED : (Integrated)  
 DIMMABLE : Triac or ELV at 120V  
 CRI : 90 CRI  
 COLOR\_TEMP : 3000K  
 LIGHTING\_DIRECTION : Down

**FINISHES OPTION**

-  Architectural Bronze (ABZ)
-  Black (BK)
-  White (WT)

**MATERIAL**

Aluminum, Glass

**RATINGS**

cETLus  
 Wet Location  
 ADA



**ADDITIONAL**

INSTALL UP/DOWN: Down  
 RATED LIFE 50000 Hours  
 OPERATING TEMPERATURE:  
 -20°C (-4°F), 40°C (104°F)

Always consult a qualified electrician before installing any lighting product.



Contemporary  
 Lighting™

WESTERN DISTRIBUTION CENTER (HEADQUARTER)  
 253 NORTH VINELAND AVE | CITY OF INDUSTRY, CA 91746

EASTERN DISTRIBUTION CENTER  
 101 GARDNER PARK | PEACHTREE CITY, GA 30269

P. 626.956.4200 | F. 626.956.4225 | maximlighting.com