

E42012 | E42016



E42012





E42016



**PRODUCT DESCRIPTION**

LED mirrors are an excellent addition to any upscale home. These mirrors excel in top of the line quality, features, and appearance. Adjustable brightness but also color temperature enhances the design of the room and other functional applications. Available in a variety of sizes and shapes you are sure to find a perfect match to your decor.

**FINISHES OPTION**

-  Anodized Bronze (BRZ)
-  Brushed Aluminum (AL)

**MATERIAL**

Stainless Steel, Mirror, Glass

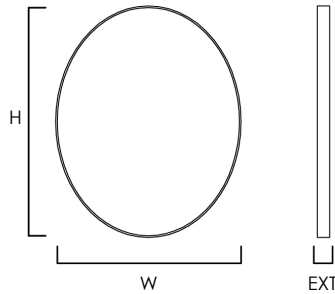
**RATINGS**

cETLus  
Damp Location  
ADA



**ADDITIONAL**

INSTALL UP/DOWN: Any  
RATED LIFE 50000 Hours  
OPERATING TEMPERATURE:  
-20°C (-4°F), 40°C (104°F)



**MEASUREMENTS**

MODEL	DIMENSION
E42012	23.75"W x 29.5"H x 1.5"EXT.
E42016	27.5"W x 27.5"H x 1.5"EXT.

**LAMPING**

BULB TYPE	COL TEMP.	LUMENS DEL.	DIMMABLE	INPUT	CRI
22W LED PCB Integrated	30-45-64K	1100	Triac CL	120V	80
22W LED PCB Integrated	30-45-64K	1100	Triac CL	120V	80

Always consult a qualified electrician before installing any lighting product.



WESTERN DISTRIBUTION CENTER (HEADQUARTER)  
253 NORTH VINELAND AVE | CITY OF INDUSTRY, CA 91746  
EASTERN DISTRIBUTION CENTER  
101 GARDNER PARK | PEACHTREE CITY, GA 30269  
P. 626.956.4200 | F. 626.956.4225 | maximlighting.com