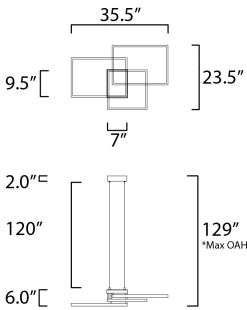


**PRODUCT DESCRIPTION**

Multiple squares are layered in a geometric pattern to form an interesting lighting sculpture. Enclosed behind the white acrylic lens is a high power LED for even and economical illumination.



\*max overall height



**MEASUREMENTS**

DIMENSION : 35.5" L x 23.5" W x 6" H  
 MAX OAH : 129" OAH  
 CANOPY : 7" W x 2" H x 9.45" L  
 HANGING WEIGHT : 11.9 lb

**LAMPING**

INPUT VOLTAGE : 120V  
 LUMENS : 5,600 Rated (4,000 Del.)  
 BULB : 1 x 80W LED PCB Integrated , 80W Total  
 BULB INCLUDED : (Integrated)  
 DIMMABLE : ELV or Triac CL  
 CRI : 80+ CRI  
 COLOR\_TEMP : 3000K

**FINISHES OPTION**

-  Black (BK)
-  Champagne (CHP)

**MATERIAL**

Steel, Aluminum

**RATINGS**

cETLus  
 Dry Location



**ADDITIONAL**

ADJUSTABLE  
 RATED LIFE 50000 Hours  
 OPERATING TEMPERATURE:  
 -20°C (-4°F), 40°C (104°F)

Always consult a qualified electrician before installing any lighting product.



Contemporary  
 Lighting™

WESTERN DISTRIBUTION CENTER (HEADQUARTER)  
 253 NORTH VINELAND AVE | CITY OF INDUSTRY, CA 91746

EASTERN DISTRIBUTION CENTER  
 101 GARDNER PARK | PEACHTREE CITY, GA 30269

P. 626.956.4200 | F. 626.956.4225 | maxlighting.com